




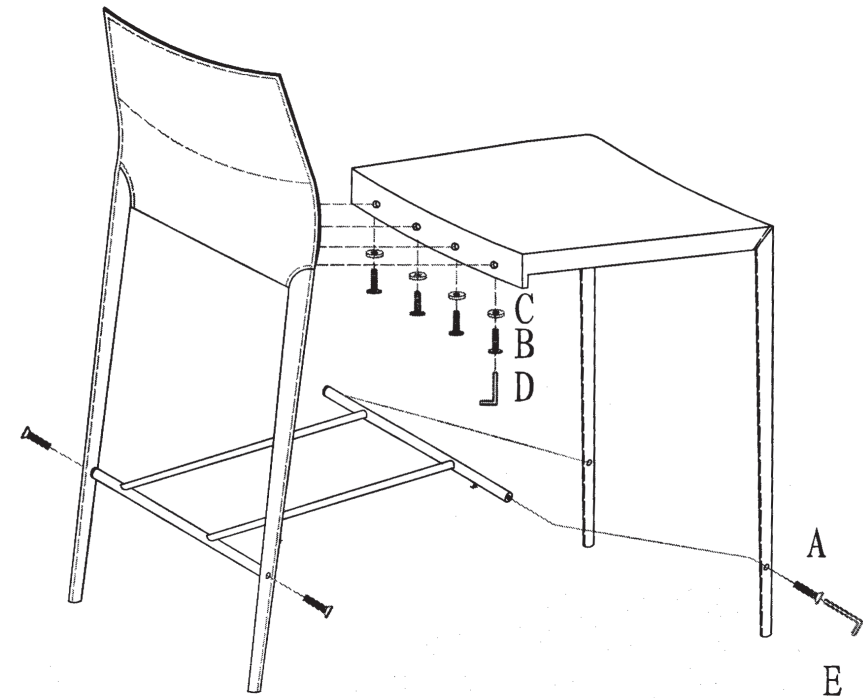


euro style™

Assembly Instructions Shen-B/C Leather Bar/Counter



A		4
B		4
C		4
D		1
E		1



During assembly, hand tighten screws only. When all screws are in place, then tighten completely.

CAUTION: 1. Do not use this chair as a step ladder.
2. Check for loose screws and tighten them regularly.