

# Timpani Face and Body

Need Picture

## TOP:

Top design	Two piece radial adjustable top with round corners, 3-layer foam, 3/4" plywood
Adjustments	Motorized adjustment of height from 21" to 33" Easy Gas/Hydraulic lift adjustments of torso section Available with footswitch controls or hand controls
Standard size top	23" to 30" x 73"
Foam	2" firm bottom layer + 1- 3/4" medium-density layer of urethane polymer
Polyester batting	1/2" fluffy polyester Dacron top layer
Frame	3/4" Plywood frame reinforced for arm rests and face cradle

## TOP OPTIONS:

Widths - custom	Custom widths available with lead times and \$100 upcharge Square Top option available
Sidearms	60 degree elevating side arm rests
Head rest	Quick Touch or Crescent Face Support available for either end of table
Foot extension	See price list and package upgrades
Neck Bolster	See price list and package upgrades

## VINYL CHOICES:

Ultra Soft Touch - standard	Lightly textured, Super Soft Urethane vinyl, fabric backed, environmentally friendly
Custom Color	Available with \$100 upcharge + customer provides fabric to TA

## Base and Frame

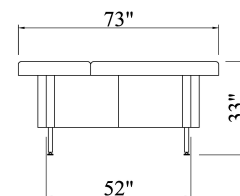
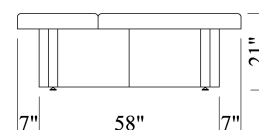
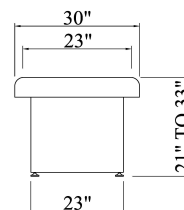
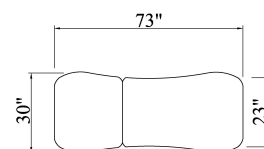
Carbon Steel Base	Welded Steel Frame Base clad in Wood veneer Includes storage shelf and Curved wooden Storage Cabinet
Leg recess	7" recess from ends of table
Height range - standard	21" to 33" (infinite motorized adjustment)
Lifting Weight	Lifting weight capacity 650 pounds
Capacity	Static weight capacity 1000 lbs.

## GUARANTEES:

Structure	10 yrs
Foam	5 yrs
Motor and Controls	1 yrs
Vinyl	Guaranteed to arrive in good condition

## WEIGHTS:

Table Weight	210 lbs.
Shipping weight - boxed	270 lbs (83" x 35" x 39" = 66 cu ft)



Rev 7/1/07



**TouchAmerica**  
evolving the spa experience