
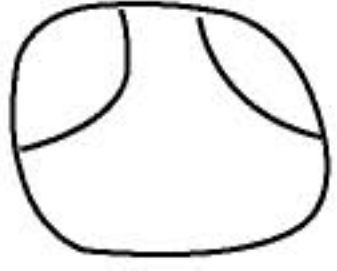




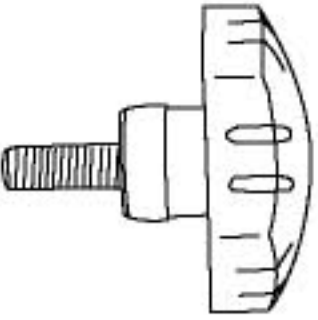
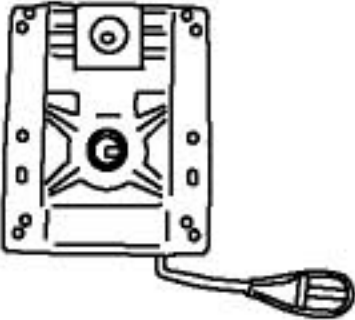

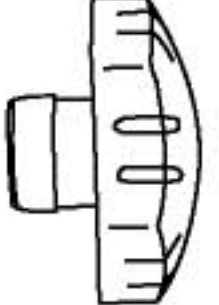


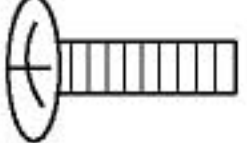

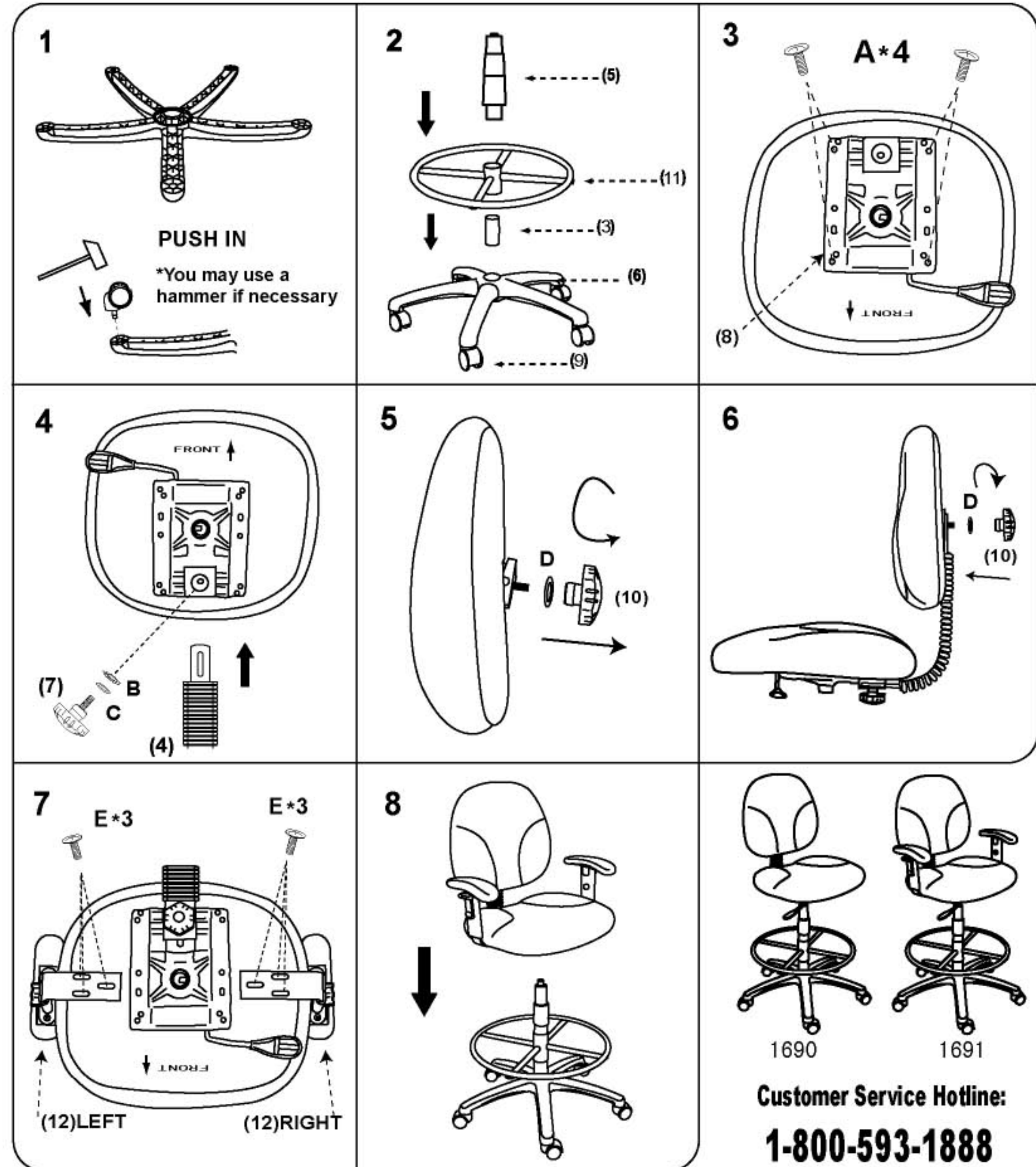


MODEL: 1690 1691

(1)x1  TU9090-B	(2)x1  TU9090-S	(3)x1  TU009-EXT	(4)x1  TU9090-LBR
(5)x1  TU026-305	(6)x1  TU005-25	(7)x1  TU9090-LNB	(8)x1  TU001-9090
(9)x5  TU005	(10)x1  TU9090-SNB	(11)x1  TU009	(12)x1(L)x1(R)  B909JARM

Please unscrew all screws from cushion before assembly.

(A)*4		M8 * 22	(B)*1	
(C)*1			(D)*1	
(E)*6		M6 * 22		



1690 1691

Customer Service Hotline:
1-800-593-1888

It is important to assemble all parts so that the directional "Arrows" point in the same direction. Make certain that all screws are FULLY tightened before using the chair. Each month, check all screws and tighten any that may have loosened.

For further assembly instructions, please visit our web site at
www.bosschair.com