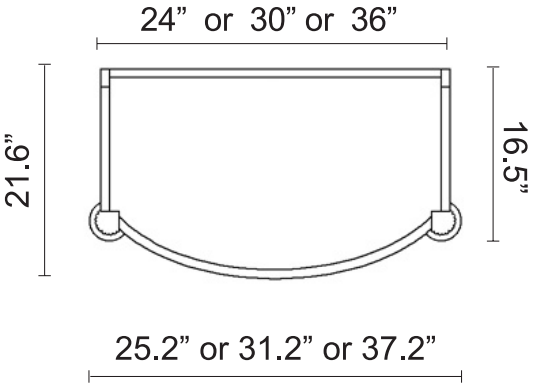
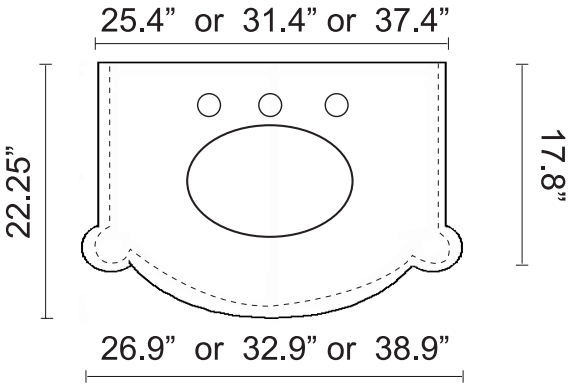
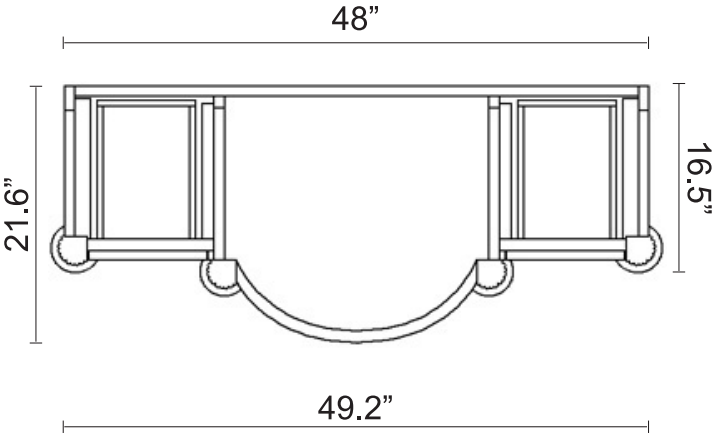
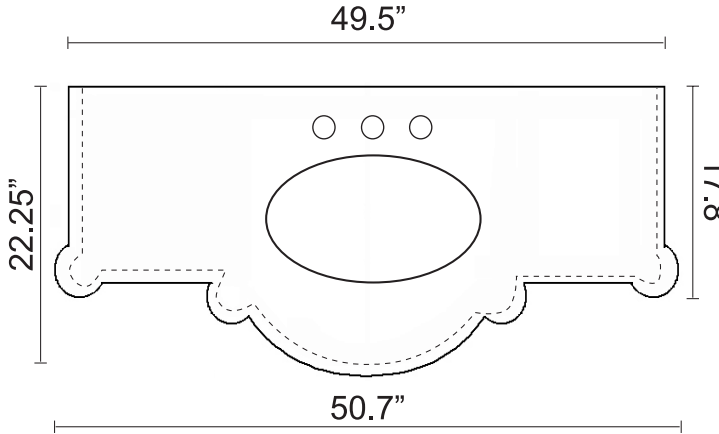
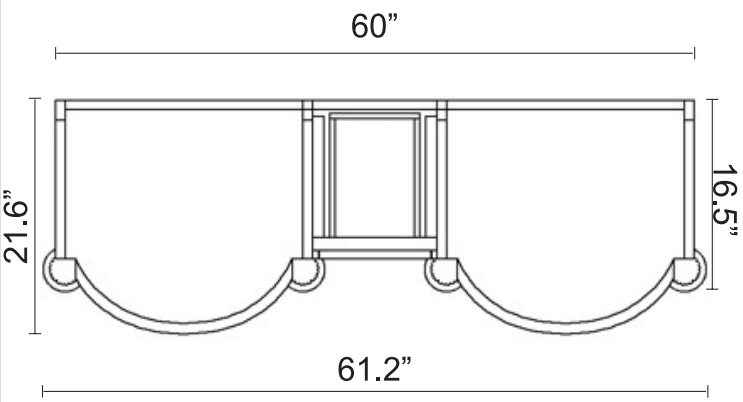
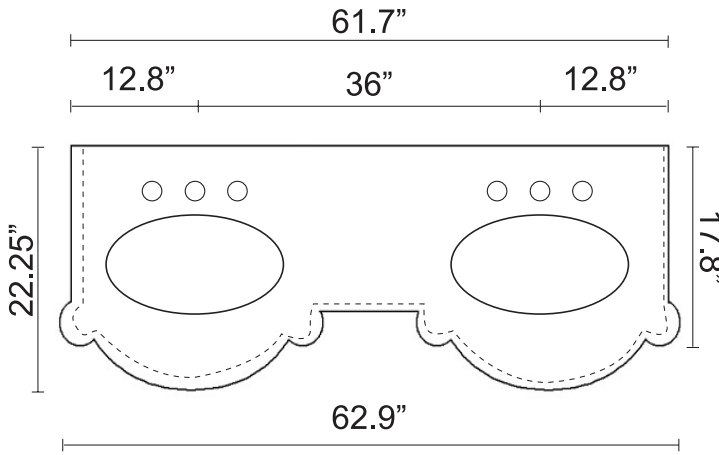


C629 D60

Vanity - Top View	Granite Counter Top
 <p>24" or 30" or 36"</p> <p>21.6"</p> <p>16.5"</p> <p>25.2" or 31.2" or 37.2"</p>	 <p>25.4" or 31.4" or 37.4"</p> <p>22.25"</p> <p>17.8"</p> <p>26.9" or 32.9" or 38.9"</p>
 <p>48"</p> <p>21.6"</p> <p>16.5"</p> <p>49.2"</p>	 <p>49.5"</p> <p>22.25"</p> <p>17.8"</p> <p>50.7"</p>
 <p>60"</p> <p>21.6"</p> <p>16.5"</p> <p>61.2"</p>	 <p>61.7"</p> <p>12.8" 36" 12.8"</p> <p>22.25"</p> <p>17.8"</p> <p>62.9"</p>

- All countertops have a **cut-out to fit a K-2210** or equivalent. Cut-out has OG edge. •Loose 4" backsplash.
- All 3 sides and top of backsplash have OG edge. •All tops are drilled for 8" faucet. •Countertops are 3/4" thick
- Underside of countertop has four female screws embedded. Four male screws and four hanging clips are provided for easier installation.