


# BLUE Pod Capsule



Section

**BLUE Capsule:** It's made of three parts

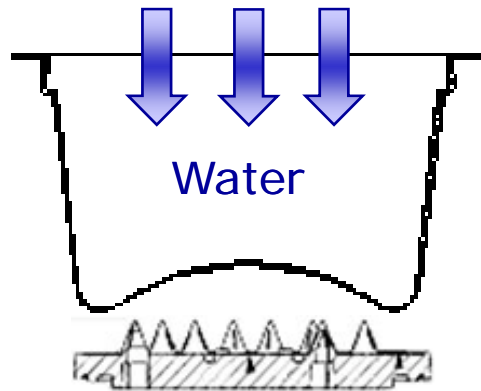
- Upper film
- Plastic thermal made container
- 8 grams of ground coffee

# EXTRACTION SYSTEM

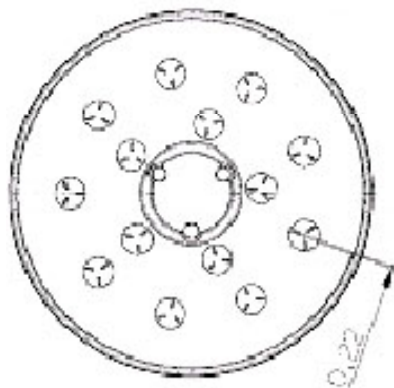


# EXTRACTION SYSTEM


## Preinfusion



Piercing Crown

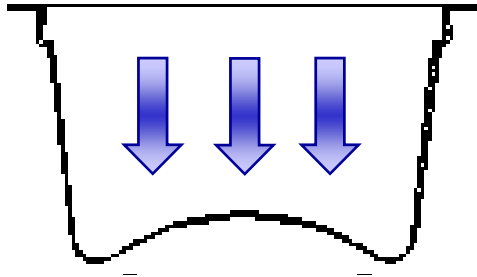


- **Preinfusion:** amount of time the water remains in contact with the coffee before extraction.
- Different time settings will affect the taste, strength and caffeine content of the coffee.

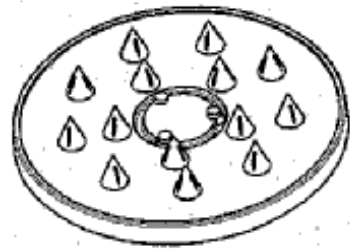


# EXTRACTION SYSTEM

## Collapsing


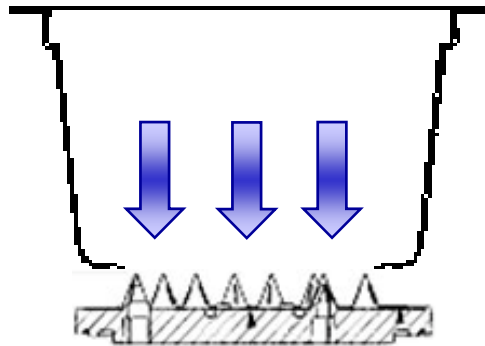


- **Collapsing:** The bottom side of the capsule collapses on the piercing crown
- This requires about 3 bars water pressure.



# EXTRACTION SYSTEM

## Extraction



- **Extraction:** Water passes through the coffee, extracting all the peculiarities of the coffee.
- This requires about 9 bars of water pressure
- Coffee powder in the cup is the first symptom of piercing crown in bad shape.

