

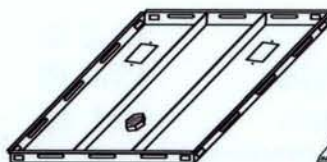
BMS

Business Machine Security

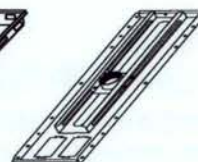
HEAVY DUTY DROP CEILING PANELS

Two size available:

MODEL	SIZE	MAX LOAD
DCP 150	24" X 24"	200 POUNDS
ADJ-DCP 824	24" X 8"	60 POUNDS



DCP 150



DCP 824



ADJ-DCP 824 WITH CEILING TILE CUT AWAY

EASY TO INSTALL!

The included 3" fully threaded pipe allows for minor vertical adjustments, saving installation time.

Any 1-1/2" pipe can attach directly and permanently to the ceiling panel.

Two electrical punch outs for convenient easy wiring.

For **Safety** and **Security** they are made of thick 16 gauge steel.

PERFECT PROJECTOR PLACEMENT

The **ADJ-DCP 824** allows up to 14" of side to side continuous adjustment of the welded coupler assembly, and can be placed within 4" of the Cross "T". This enables the projector to be placed virtually anywhere within the suspended ceiling.

The **DCP 150** welded coupler is offset 6" from the center, by rotating the ceiling panel the projector can be placed; center, left, right, front or back. These options make sense today and in the future should you need to make adjustments for the next projector.



DCP 150 WITH EXTENSION PIPE

Protection

Every **DCP 150** (optional with the **ADJ-DCP 824**) includes a **BMS Security Cable** equipped with a high security, pick resistant, cylindrical screw type key lock. It can be keyed alike to the BMS projector mount **LCD LOC II**.



ADJ-DCP 824 WITH OPTIONAL SWING ARM

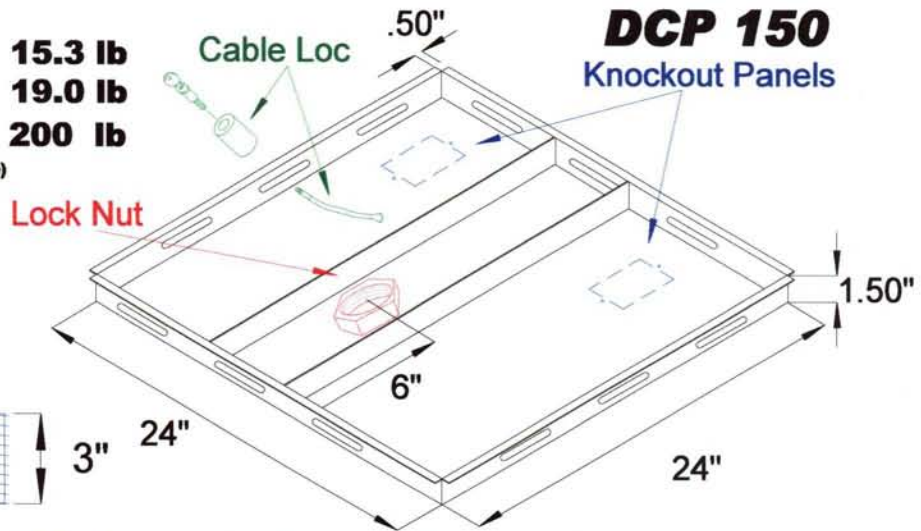




Business Machine Security

ARCHITECTURAL SPECIFICATIONS DROP CEILING PANELS

Weight: 15.3 lb
Shipping Weight: 19.0 lb
Maximum Load: 200 lb
(including Ceiling Panel, mount and hardware)

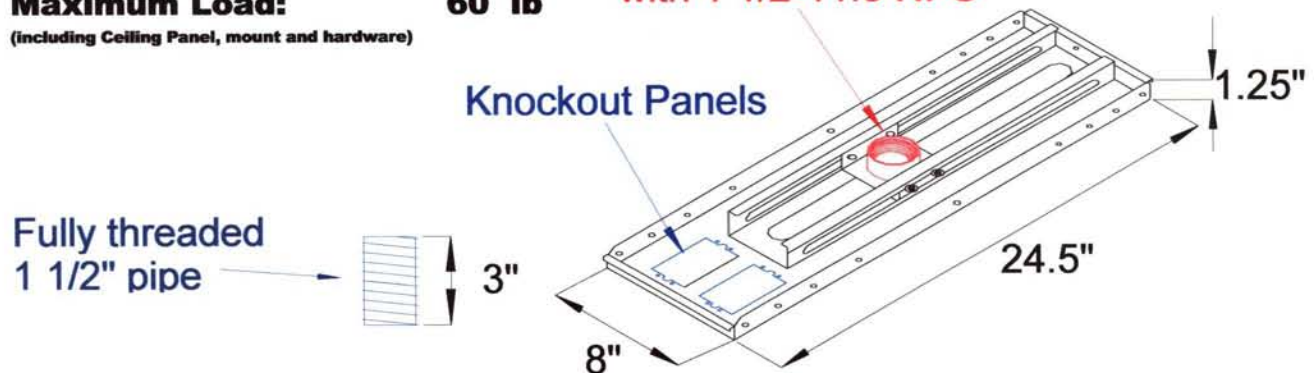


The Drop Ceiling Panel shall be a **BMS** model **DCP 150** and shall be installed where indicated on the plans. The ceiling panel shall feature a single 16 gauge metal panel 24" x 24" with a second 16 gauge metal panel 7 1/4" x 24" welded directly on top of it. The Ceiling Panel shall feature two knockout panels for electrical and audio video boxes and shall contain a 1 1/2" NPS lock nut welded in place. It shall include a 1 1/2" x 3" NPS threaded pipe. It shall feature a high security pick resistant screw type key lock that can be keyed alike to the BMS LCD Projector Mount and contain a security cable to secure the Ceiling Panel to the ceiling. It shall feature a hanger wire support system to attach the Ceiling Panel to the true ceiling. It shall feature a white powder coat finish. Installation and assembly shall be done to the manufacturer instructions.

Weight: 7.0 lb
Shipping Weight: 10.0 lb
Maximum Load: 60 lb
(including Ceiling Panel, mount and hardware)

DCP-ADJ 824

Welded Coupler
with 1 1/2-11.5 NPS



The Drop Ceiling Panel shall be a **BMS** model **DCP-ADJ 824** and shall be installed where indicated on the plans. The ceiling panel shall feature a single 16 gauge steel panel 8" x 24". The Ceiling Panel shall feature two knockout panel holes for electrical and audio video box and shall contain an adjustable assembly with a coupler featuring 1 1/2" NPS. The adjustable assembly shall slide continuously for 14". It shall include a 1 1/2" x 3" NPS completely threaded pipe. It shall feature a white powder coat finish. It shall feature a hanger wire support system that utilizes turnbuckles to attach, level and carry the load of the Ceiling Panel and projector to the true ceiling. Installation and assembly shall be done to the manufacturer instructions.