

# Introducing the E9 ElliptiMill®



 **LANDICE**  
Worldwide excellence for over 40 years

Commercial Ellipticals

# Introducing the E9 ElliptiMill®

## Step Up to a Landice

The Landice **E9 ElliptiMill®** features the ultimate in accessibility. Just grab the handrails, step in, and start exercising with confidence.

### The Most Natural Stride

Patented Rollmentum™ center-drive replicates the body's natural motion.

### The Most Comfortable Feel

Orthopedic "gel" footpads provide optimal comfort and relieve foot fatigue often linked to elliptical trainers.

### Lowest Step Up Height

Integrated rear step provides for lowest step up height of any elliptical trainer.

### Adjustable Stride

Stride adjusts between 17 and 23 inches.

### The Ultimate in Flexibility

Integrated side frame foot rests with non-skid surface allows for isolated upper body workouts.

### 5 Year Commercial Warranty

Valid for all commercial applications.



Landice has over 40 years field experience in the harshest commercial environments.

Designed for the most demanding commercial applications but built to accommodate deconditioned users as well, the E9 ElliptiMill® is the perfect solution for all types of commercial facilities.



Health Clubs and Fitness Centers




Hotels, Condominiums, and Corporate Fitness Centers

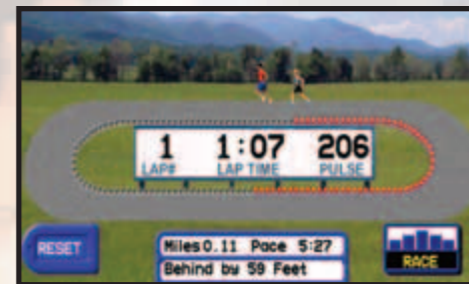


Rehabilitation and Wellness Facilities

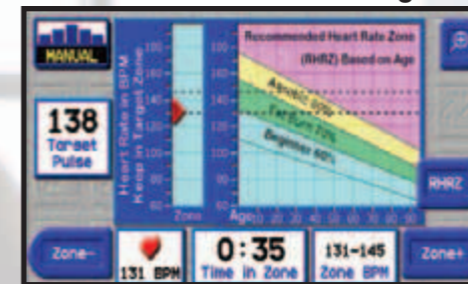
Body Specific Programs



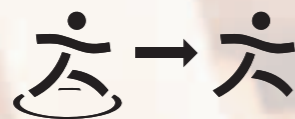
Track With Race Mode



Heart Rate Zone Training



Vertical Situation Indicator



**Metabolic Equivalent Running Speed and Distance**

An advanced algorithm calculates your equivalent speed and distance based on your effort level and pedal speed. If you can "run" 1 mile at 12 MPH on a treadmill, you know you can do the same on an ElliptiMill.



**Race Mode with Automatic Shift Transmission**

Race mode allows you to keep pace with another runner whose speed you define. The automatic shift transmission helps you stay on pace. As you increase your pedal speed, the ElliptiMill will automatically up-shift to the next effort level increasing your metabolic equivalent running speed. If you decrease your pedal speed, the ElliptiMill will automatically down-shift to a lower effort level setting decreasing your metabolic equivalent running speed.



- The ElliptiMill Executive Trainer features an 8.5" computer-animated video display with state-of-the-art graphics
- Displays metabolic equivalent speed and distance
- Interactive graphic Race Mode - Pedal to keep up with your personal motivator
- 5 Built-in programs with variable time and 20 effort levels
- 5 User-defined programs
- Time, distance and calorie goal programs
- 6 Fitness tests: Balke, Firefighter, Army, Navy, USMC, USAF  
Military fitness tests feature **Automatic Shift Transmission** Technology

- 2 Built-in heart-rate monitoring programs
- 4 User-defined heart-rate monitoring programs
- 5 Body-specific elliptical training programs
- Numeric keypad for easy data entry
- Displays data in English or metric configurations
- **Standard wireless-chest-strap heart-rate monitoring system**
- **Standard AccuTrack contact heart-rate monitoring system**

## E9 CARDIO TRAINER



The Cardio Trainer Control panel features a two-color, hi-definition, motivational display.

### STATISTICS DISPLAY



### TRACK DISPLAY



### HEART RATE CONTROL DISPLAY



- Displays metabolic equivalent speed and distance
- Numeric keypad for easy data entry
- 5 Built-in programs with variable time and 20 effort levels
- 5 User-defined programs
- Time, distance, and calorie goal programs
- 3 Fitness tests: Balke, Firefighter, Army
- 2 Built-in heart-rate monitoring programs
- 2 User-defined heart-rate monitoring programs
- Displays data in English or metric configurations
- **Standard wireless-chest-strap heart-rate monitoring system**
- **Standard AccuTrack contact heart-rate monitoring system**

## E9 PRO TRAINER



The Pro Trainer features built-in and user programs with an easy to use LED display.

- Displays metabolic equivalent speed and distance
- Statistics display showing Time, Distance, Speed, Calories, Rev/Min and Pulse
- 5 Built-in programs with variable time and 20 effort levels
- 2 User-defined programs
- Displays data in English or metric configurations
- **Standard wireless-chest-strap heart-rate monitoring system**
- **Standard AccuTrack contact heart-rate monitoring system**

## E9 ElliptiMill® Features

- 2" pedal spacing
- Adjustable Stride Length System: 17" – 23"
- Rear step reduces step-up height to 6"
- 2" diameter side rails with molded hand grips
- Orthopedic "gel" foot pedal inserts
- 11" diameter flywheel
- 1100 Watt electric brake
- Rollmentum™ Center-Drive System with self-aligning pedal guide rollers
- Center-mounted handrails with AccuTrack contact heart-rate monitoring system
- Moving handrails with molded contoured finger grips
- 11-gauge heavy duty steel construction
- 500-pound user weight capacity
- 36" x 84" (91 x 213 cm) footprint
- 110VAC – 240VAC, 50/60 Hz input voltage
- Shipping weight: 500 lbs. (225 kg)
- Shipping dimensions: 81" x 40" x 32" (206 x 101 x 81 cm)



Rollmentum™ Center-Drive System features concave guide rollers which provide maximum bearing life.



Powercord plugs directly into AC wall outlet.



Adjustable Stride Length System which can vary the stride length from 17-23".



Oversized foot pedals with Orthopedic gel inserts.

- **Optional Stride Lock™ system allows managers of high volume commercial facilities to preset and lock the stride length between 17 and 23 inches.**

## 5 Year Commercial Warranty

## #1 Rated Company

Landice is consistently rated #1 by the world's leading consumer magazines. In a "Runner's World" magazine survey of over 2,000 users who owned or used a Landice at a gym or corporate fitness center, Landice was rated number one in customer satisfaction.

# The Landice Vision System

12" video display with side-loading DVD player and integrated TV tuner.

The Landice Vision System is optional on all E9 ElliptiMills®.



\*The Landice Vision System carries the display manufacturer's 1 year warranty

## E9 ElliptiMill® Specifications

- 2" pedal spacing
- Adjustable Stride Length System: 17" – 23"
- Rear step reduces step-up height to 6"
- 2" diameter side rails with molded hand grips
- Orthopedic "gel" foot pedal inserts
- 11" diameter flywheel
- 1100 Watt electric brake
- Rollmentum™ Center-Drive System with self-aligning pedal guide rollers
- Center-mounted handrails with AccuTrack contact heart-rate monitoring system
- Moving handrails with molded contoured finger grips
- 11-gauge heavy duty steel construction
- 500-pound user weight capacity
- 36" x 84" (91 x 213 cm) footprint
- 110VAC – 240VAC, 50/60 Hz input voltage
- Shipping weight: 500 lbs. (225 kg)
- Shipping Dimensions: 81" x 40" x 32" (206 x 101 x 81 cm)

**5 Year Commercial Warranty** (See your dealer for details)

### E9 Executive Trainer

- 8.5" full color LCD graphic display
- Displays metabolic equivalent speed and distance
- 5 Built-in programs with variable time and 20 effort levels
- 5 User-defined programs
- 2 Built-in heart-rate monitoring programs
- 4 User-defined heart-rate monitoring programs
- 6 Fitness tests: Balke, Firefighter, Army, Navy, USMC, USAF
- Time, distance and calorie goal programs
- 5 Body-specific elliptical training programs
- Interactive graphic Race Mode - Pedal to keep up with your personal motivator
- Numeric keypad for easy data entry
- Displays data in English or metric configurations
- Standard wireless-chest-strap heart-rate monitoring system
- Standard AccuTrack contact heart-rate monitoring system

### E9 Cardio Trainer

- 5" 2-color LCD graphic display
- Displays metabolic equivalent speed and distance
- 5 Built-in programs with variable time and 20 effort levels
- 5 User-defined programs
- 2 Built-in heart-rate monitoring programs
- 2 User-defined heart-rate monitoring programs
- 3 Fitness tests: Balke, Firefighter, Army
- Time, distance, and calorie goal programs
- Numeric keypad for easy data entry
- Displays data in English or metric configurations
- Standard wireless-chest-strap heart-rate monitoring system
- Standard AccuTrack contact heart-rate monitoring system

### E9 Pro Trainer

- Displays time, distance, speed, calories, rev/min and pulse
- Displays metabolic equivalent speed and distance
- 5 Built-in programs with variable time and 20 effort levels
- 2 User-defined programs
- Displays data in English or metric configurations
- Standard wireless-chest-strap heart-rate monitoring system
- Standard AccuTrack contact heart-rate monitoring system



www.landice.com • 800-LANDICE • sales@landice.com

ENGINEERED, ASSEMBLED, AND TESTED IN RANDOLPH, NJ USA 